



# Our Lady of the Nativity Primary 1 STARTING SCHOOL IN 2024



CHIJ Our Lady of the Nativity  
*Simple in Virtue, Steadfast in Duty*

OFFICIAL (CLOSED) \ NON-SENSITIVE



# First Day of School 2024

Date : 2 January 2024 (Tuesday)

Time : 7.30am – 1.20pm

Registration : 7.15am – 7.30am (Lower Ponggol)

Note:

Parents are invited to join their P1 daughters to school on 2 January and observe them during recess. However, to address crowding concerns, **only two adults** are permitted to accompany each child into the school on 2 January.





# On the First Day of School!

- Your child is to put on her full school uniform (pinafore and school blouse) with her nametag.
- Entry point from Side Gate 1 & 2 (gate will be opened at 7.15am)
- Registration at the Indoor Sports Hall (Lower Ponggol). Attendance will be taken for the child.
- Parent and child to proceed to the school hall; after which teachers will lead students to the classrooms.
- Parent is to stay in the hall for the P1 Parent Engagement session.





# P1 Day 1 Programme

Time	Programme (Students) P1 classrooms	Programme (Parents) Hall
0715 - 0730 0730 - 0740 0740 - 0745	<ul style="list-style-type: none"> <li>Registration</li> <li>Assembly at the hall</li> <li>Proceed to classroom</li> </ul>	<ul style="list-style-type: none"> <li>Registration</li> <li>To proceed to the hall</li> </ul>
0745 - 0945	<ul style="list-style-type: none"> <li>Class Time with FT &amp; Co-FT</li> </ul>	Parent Engagement session
0945 - 1030	<u>Recess (Canteen)</u>	<u>Child's Recess (Canteen)</u>
1030 - 1230	<ul style="list-style-type: none"> <li>Class Time with FT &amp; Co-FT</li> </ul>	<ul style="list-style-type: none"> <li>ICT Hands on session</li> <li>P1 Parent-Teacher Networking session (P1 Classroom)</li> </ul> <p><b>*1200</b> End of Parents' Programme (Parents to leave the school premise)</p>
1230 - 1315	FT & Co-FT time + Snack time Pupils are to bring along their own healthy snacks.	
1320	Dismissal @ Lower Ponggol	Dismissal <ul style="list-style-type: none"> <li>Those being picked up by parent / caregiver: ISH Lower Ponggol (2 - 12 January): Please show the e- pass emailed by the school for identification.</li> <li>School Bus/ SCC: Hall</li> </ul>





# P1 Back-to-School Programme (BTSP 2024)

Day 2 (Wed)	Day 3 (Thurs)	Day 4 (Fri)
<ul style="list-style-type: none"><li>• Class Bonding activity</li><li>• Setting Class Routines</li><li>• Meeting my P4 Buddy Sister</li><li>• Recess with my Buddy Sister</li><li>• Class Time</li><li>• Admin Matters (collection of books &amp;</li></ul>	<ul style="list-style-type: none"><li>• V-Ed Activity: Making New Friends</li><li>• Class Time</li><li>• Recess with my Buddy Sister</li><li>• Setting Class Rules &amp; Expectations</li><li>• Library Programme</li><li>• Admin Matters (collection of books &amp; files)</li></ul>	<ul style="list-style-type: none"><li>• Class Time</li><li>• Art &amp; Music Activity</li><li>• Recess with my Buddy Sister</li><li>• Mother Tongue Activity</li><li>• Admin Matters (collection of books &amp; files)</li><li>• Sisterly Love Activity</li></ul>



# P1 School Routine 2024

<b>Activity</b>	<b>Time</b>
Reporting Time	Before 7.30 a.m. (Glow morning activities starts at 7.20 a.m.)
Flag Raising Ceremony	7.30 a.m.
Recess	10.30 a.m. – 11.00 a.m.
Snack Break	10 mins. (between 8.30 a.m. and 9.00 a.m.)
Dismissal Time	1.20 p.m (2 Jan – 12 Jan -Lower Ponggol) 1.30 p.m. (15 Jan onwards -Side Gate 2)





# Picking Up Your Child Up From School (Gate 2)


## 2 Jan – 12 Jan ONLY

- Dismissal Time : **1.20 p.m.**
- Pick-up Point : **Lower Ponggol** (Please show the e- pass emailed by the school for identification to enter school)

## From 15 Jan onwards:

Mon-Fri	1.30 p.m.
Pick- up Point	Side Gate 2

- Parents are not to drive into school at dismissal for safety reasons.
- Parents will be informed of any change in timing through Parents Gateway (PG) and/or OLN Connect, e.g. earlier dismissal on half-days.





# Things to bring (2 – 5 January)

2 January	3 January	4 January	5 January
<ul style="list-style-type: none"><li>▪ pencil case</li><li>▪ a box of 12 coloured pencils</li><li>▪ a water bottle</li><li>▪ a snack</li></ul>	<ul style="list-style-type: none"><li>▪ pencil case</li><li>▪ a box of 12 coloured pencils</li><li>▪ a water bottle</li><li>▪ a snack</li></ul>	<ul style="list-style-type: none"><li>▪ pencil case</li><li>▪ a box of 12 coloured pencils</li><li>▪ a water bottle</li><li>▪ a snack</li><li>▪ English - 2 red files &amp; 1 pink file</li><li>▪ Maths – 2 blue files</li></ul>	<ul style="list-style-type: none"><li>▪ pencil case</li><li>▪ a box of 12 coloured pencils</li><li>▪ a water bottle</li><li>▪ a snack</li><li>▪ Maths – Primary Mathematics Practice Book 1A</li><li>▪ Social Studies Activity Book</li></ul>







# Mother Tongue books & files (Friday, 5 January)

Chinese Language	Malay Language	Tamil Language
<ul style="list-style-type: none"><li>• Chinese Language Activity Book 1A</li><li>• 1 Yellow File</li><li>• 2 Exercise Books (squared)</li><li>• CCE Activity Book</li></ul>	<ul style="list-style-type: none"><li>• Malay Language Activity Book 1A</li><li>• 1 Yellow File</li><li>• 2 Exercise Books (single-lined)</li><li>• 1 Blue Note book</li><li>• CCE Activity Book</li><li>• A4 Zipper Bag (Red)</li></ul>	<ul style="list-style-type: none"><li>• Tamil Language Activity Book 1A</li><li>• 1 Yellow File</li><li>• 2 Exercise Books (single-lined)</li><li>• 1 Blue Note book</li><li>• CCE Activity Book</li><li>• A4 Zipper Bag (Blue)</li></ul>





# Things to bring to school daily (From 8 Jan)

- Stationery & coloured pencils\*
- English & Mother Tongue storybook\*
- Water bottle\*
- Student Organiser 2024 (This will be given out in the first week of school)
- Healthy, light snacks for snack break
- \$3 - \$4 pocket money in a small wallet/coin pouch for buying recess meal/ POSB Smart Buddy Watch \*\*
- From Monday 8 Jan onwards, please refer to your child's class timetable.

\*Please label all belongings with your child's name and class.

\*\*The canteen stalls have POSB Smart Buddy terminals for students who have the POSB Smart Buddy watch).





# Snack Time in Class

- **10-minute snack break** in class between **8.30 am and 9.00am**
- What to pack/purchase:
  - Nutritious dried food items e.g. cereal, bread, biscuits, buns, muesli bars, fruits, dried fruits, nuts and raisins.
  - No cooked food and/or food items that need to be chilled (e.g. sushi).
  - No unhealthy snacks e.g. chips and sweetened drinks.
  - Look for the Healthier Choice Symbol (HCS) to guide purchases
- Students will not be allowed to buy snacks from the canteen during lessons.
- Students are not to share snacks with their friends for reasons of personal hygiene and food allergies.





# Books and Uniforms

We have emailed and sent via PG the November issue of OLN Connect. Please refer to it for the information on sale of books and uniform.

You are strongly encouraged to place orders online for your child's books and uniforms. By ordering online, wait time will be reduced.

Order of books:

<http://blmarketing.sg> (from Wednesday, 15 November 2023 onwards)


Order of School Uniform and PE Attire:

<https://www.magdalene.com.sg/>



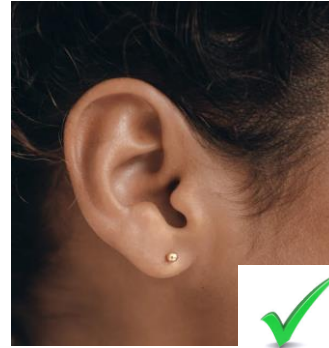
# School Rules: Attire

- Wear the prescribed school uniform. Modification to the uniform is not allowed.
- Wear only white socks and shoes. Not compulsory to purchase socks with the school's name.
- Be neat and properly attired in school uniform at all times, inside and outside school.
- Students to wear the school PE T-shirt and pinafores only on days when they have PE or PAL lessons.



# School Rules: Accessories

- Only plain black hair accessories are allowed
- Only small and simple ear stud are allowed (no hoop earrings)
- No smart watches, jewellery or accessories.
- No display of religious accessories.
- Students are not allowed to colour their hair.



Small & simple ear stud



hoop earrings



# School Rules: Attendance

- Attendance is compulsory for all school days, events and activities.
- Parents must inform the school (via FT/Co-FT) if their daughter is absent. Please ensure that a medical certificate or letter of excuse is presented.
- The school will accept a maximum of 3 letters each term for child's absence. A medical certificate should be given otherwise.





# School Rules: Punctuality

- Be punctual. Students must be seated in the school hall/classroom by 7.30 a.m. (Monday – Friday).
- Parents/Guardians must sign the “Permission to Leave School” form in the General Office to take their child/ward home before the official dismissal time.







# School Rules- Late Coming

Number of Times Pupil is Late in a Semester	Action(s) to be Taken
1-3	<ul style="list-style-type: none"><li>Form Teacher counsels student.</li><li>Students to complete a reflection form if she is late for the third time.</li></ul>
4-6	<ul style="list-style-type: none"><li>Form Teacher calls or meets parents / guardians.</li></ul>
more than 6 times	<ul style="list-style-type: none"><li>Year Head / Discipline Mistress will speak with student.</li><li>YH/ DM will call or meet parents / guardians.</li></ul>

Refer to the Student Organiser for further information on consequences of late coming.





# Other Matters

## Handphone Policy

- Mobile phones are not encouraged.
- Parents are to fill up a 'Request to bring mobile phones' form for your child (sent via PG).
- Mobile phones must be switched off during school hours.
- The school will not be responsible for any loss or damage (to the phone).
- Girls must use their handphone responsibly or permission will be revoked. This applies to smart watches too.

More information can be found in the school organiser.





# Other Matters

## Name Tags

- Purchase of iron-on name tags is compulsory. Students need to have their name tags ironed on above the school crest on their pinafore.
- Name tag for the PE T-shirt should be on the right side of the T-shirt, aligned to the second button.
- You can refer to the school website (School Information -> School Rules) for the correct positioning of the name tags. The first set of name tags is compulsory in the booklist. For subsequent nametags, you can online via [https://www.stitchwerkz.sg/nametags\\_chijoln](https://www.stitchwerkz.sg/nametags_chijoln). The name tags will be issued to your child by her Form Teachers when they are ready.





# Other Matters

## Pocket Money

Pocket money should be kept to a minimum, e.g. \$3 to \$4 per day. Students are encouraged to drink plain water from their water bottles or the water coolers.

## POSB Smart Buddy Watch System

The school canteen stalls have POSB Smart Buddy terminals for students who have the POSB Smart Buddy watch. For more information including the application process, please refer to <https://posb.com.sg/chijoln>. Do note that it is not compulsory to use the POSB Smart Buddy watch in school.





# Communication Matters

The school's activities, achievements and updates are communicated through the following channels:

- ❖ Parents Gateway (mobile app; one-time login via SingPass)
- ❖ Monthly **OLN Connect** notified via PG
- ❖ School website: (<http://www.chijourladyofthenativity.moe.edu.sg>)
- ❖ Tok-Tok! (mobile app)
- ❖ Social Media
  - Facebook: <https://www.facebook.com/chijoln.official/>
  - Instagram: <https://www.instagram.com/chijoln.official/>





# Communication Matters

- Parents can communicate with teachers via their child's School Organiser, the Tok-Tok! app or email. The list of form teachers and their email addresses can be found on our website, <http://chijourladyofthenativity.moe.edu.sg>.
- Parents will be invited to meet their child's form teachers twice each year to enhance communication between teachers and parents.
- At other times, parents who wish to meet with their child's teacher are to make arrangements via the school organiser, email or telephone.
- We look forward to working closely with you on your child's learning.





**We are excited to be part of your  
child's learning journey.**

**Thank you!**

