



Welcome to P1 Kopi Chat

Thank you for logging in early.

As you wait for the event to begin, please check that you can hear the background music..





Speakers





Objectives of Kopi Talk

- To provide an opportunity for an informal chat on the school's holistic curriculum and teaching & learning at IJ OLN.
- Questions and feedback are welcome. Just type in your comments or questions at any time via the Chat function.

- We will not discuss
 - Matters regarding other levels
 - Unique / Individual situations

For these, please make an appointment to talk to teacher / SLs. Our email addresses can be found in <https://chijourladyofthenativity.moe.edu.sg/school-information/our-people/teaching-staff>

PRIMARY 1

KOP1 CHAT @
CHIJ OLN





Enjoy our 2022 Semester 1 Photo Montage





The Value of a Holistic education

To discover their interests and talents while developing values and competencies that will prepare them for a rapidly changing world.

**IJ
education**

To learn, play and grow together as friends and peers, thus fostering the acquisition of socio-emotional competencies and deepen their sense of belonging, commitment and sense of responsibility to school, community and nation.



Vision: Girls of Today for Tomorrow

Values:
Graciousness
Responsibility
Appreciation
Compassion
Integrity
Adaptability



Simple in virtue

Learning Dispositions:
• Collaborative
• Curious
• Reflective
• Resilient



Steadfast in duty

The IJ OLN Girl For Tomorrow ...



1. Acts according to the IJ Mission and our GRACIA values
2. Leads with initiative, serves with love
3. Communicates confidently
4. Thinks creatively, reflects thoughtfully
5. Remains steadfast in the face of challenges

Edited : 25 April 2018

The Value of a Holistic Education



Your child is doing fine

- Being **confident** and **independent**.
 - Use of Student Organiser, e.g. record homework
 - Learning to be organised, e.g. routines, files for letters, pack bag daily
- **Managing emotions**
 - Being a member of the community. Learning to get along with others & understanding their needs.
 - Just-in-time talks and discussions, e.g. when feeling down
 - Lessons, e.g. Form Teacher Guidance Period





Encouraging our girls to be confident



Pair / Group Work

- Learning through hands-on activities/games before completing written work

CHIJ Our Lady of the Nativity





Encouraging our girls to be confident



Speech & Drama

Every student, a confident & articulate speaker



Pick & Tell

Focus on Voice Projection,
Eye Contact & Posture





Encouraging our girls to be confident

Programme for Active Learning (PAL lessons)

Performing Arts



Visual Arts

Students learn socio-emotional competencies e.g. respecting others & responsible decision making.

Outdoor Education



PAL nurtures confidence, curiosity and cooperation skills in students.

Sports and Games





Leadership Roles

Every pupil will be given an opportunity to take on a leadership role at the school or class level throughout the year to demonstrate how they **lead self, lead others or lead actions**.

Level	Appointment
Class Level	<ul style="list-style-type: none">• Care Ambassadors• Faith Ambassadors• NE Ambassadors• Green Ambassadors
	<ul style="list-style-type: none">• Class Monitors• Group Leaders• Subject Representatives (E.g. EL, MA, MT, SC, CME, MU, ART, PE, SS & ICT)
School Level	<ul style="list-style-type: none">• Prefects• CCA Leaders

An example
of how we
inculcate
confidence





How Do I Tell That My Child Is Enjoying School?



IMPORTANT

- Is she happy to come to school?
- Ask her ...
 - What she found enjoyable about the day / the high point
 - What she did for EL/Maths/MT/PE/Art etc (Just one will do!)
 - One question she asked that day
- Is she learning? How can you tell? Marks?
 - Understanding how Learning is reported nowadays.
 - Look at her files / books /SLS

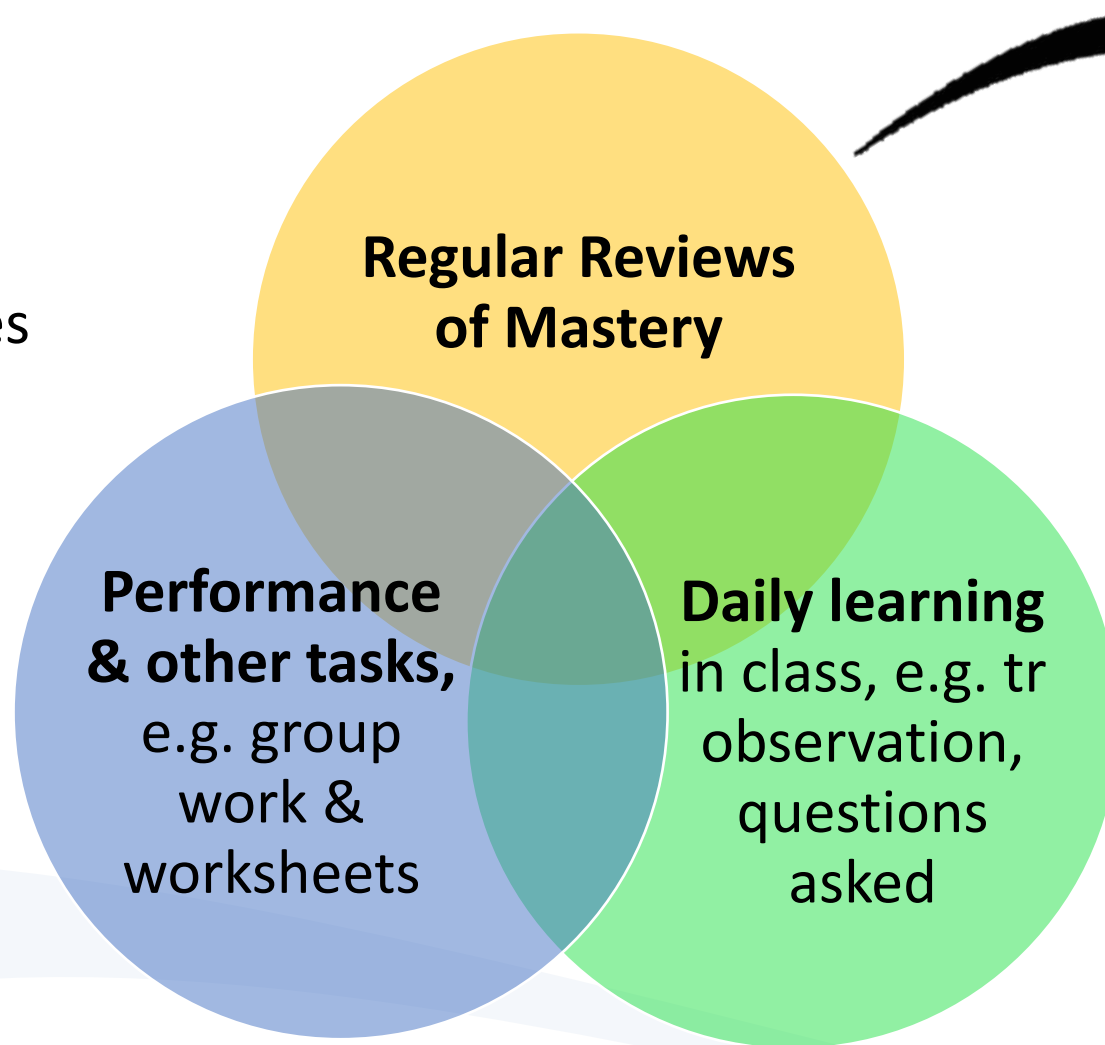




How Do **We** Know Your Child Is Learning?

Learning Tasks

- A variety of engaging activities e.g. pen and paper/ICT
- Using a range of resources
- Getting & using feedback to do better



Bite-sized assessments provide a consistent understanding of pupils' progress. Not all pupils progress at the same speed. With diagnostic activities, teachers identify child's strengths & weakness and do a recap if necessary





How Do I Tell That My Child Is Learning?

NAME :

MATHEMATICS TEACHER :

Mathematics

Topics	Learning Outcomes	Beginning	Developing	Competent	Accomplished
Numbers To 100	Counting To 100		√		
	Comparing, Ordering And Number Patterns			√	
Addition Within 100	Addition Without Regrouping				√
	Addition With Regrouping			√	
Subtraction Within 100	Subtraction With Regrouping				√
Money	Getting To Know Our Money		√		
	Tell The Amount Of Money		√		
	Adding And Subtracting Money		√		

Other feedback (where applicable) :

■■■■■, you have put in good effort in solving the questions on numbers to 100, addition & subtraction as well as money. For Q5, you have correctly labelled the tens and ones, so in numbers, how many tens did you write and how many pins are there altogether? For Q8, you'll need to work out possible pairs of numbers that make 44. You did well for comparing numbers, so for Q14e, you showed 3 less instead of 2 less. For Q15a, check the tens in your answers. Do practise exchanging money as well as comparison questions for problem sums for Q18, Q19 and Q31. Keep practising. :)






How Do I Tell That My Child Is Learning?

STELLAR LEARNING SHEETS
UNIT 6
THE HUNGRY GIANT


Name : _____

Class : Pri 1 _____



LS	Content	Corrections	Remarks
6.1	Vocabulary		
6.2	Grammar Determiners – a, an, the		
6.3	Grammar Determiners – a, an, many, some		
6.4	Visual Text Comprehension		
6.5	Comprehension		

A word of encouragement for my child:


PLEASE SIGN HERE

CHIJ OUR LADY OF THE NATIVITY
SPELLING - UNIT 7 (LIST 1)

English Language

Name: _____ () Date : _____

Class: Primary 1 _____ Marks : _____ / 10

Parent's Signature : _____

Listen carefully to the sentences I am going to read. I will say the missing word from each sentence twice. Write the word in the blank provided.

1. My sister and I love to _____ pizzas.
2. _____, beetles and butterflies are all insects.
3. This tea is very hot so _____ it carefully.
4. The children _____ watching the animal show at the zoo.
5. Bob loves to _____ apple juice.
6. The giants _____ up all the cakes.
7. The chef cooked _____ meals for his customers.
8. Just take a _____ to see if you like the taste.





Feedback through Hands-on Activities/games

P1 Numbers to 40 Revision(1)

Reading Numbers

30 35 24

thirty-five twenty-four

thirty

The Escape Room was designed as a revision activity on Numbers within 40.

ESCAPE ROOMS

Click on the rooms to solve the questions and unravel the clues. Once you have gotten the clue, enter them in the PASSWORD CONTROL ROOM and proceed to the next room.

ESCAPE ROOM 1 GET MY CLUE!

Spell the number words in the space below. Click on GET MY CLUE button above when you are done.

24 30 28 40

PASSWORD CONTROL

Type in your CLUES here

ROOM 1 ROOM 2 ROOM 3 ROOM 4 ROOM 5 ROOM 6

Click on THE KEY when you have entered ALL the clues.

ESCAPE ROOM 5 GET MY CLUE!

Fill in the missing numbers in the spaces below. Click on GET MY CLUE button above when you are done.

(1) 30 + 5 = (2) 20 + 9 = (3) 6 + 20 = (4) 10 + 8 = (5) 7 + = 37 (6) 2 + = 22





Feedback through rubrics

CHIJ Our Lady of the

CHIJ OUR LADY OF THE NATIVITY READING ALOUD RUBRIC

Name: _____ ()

Term: 1 / 2 / 3 / 4





Class: Primary I / C / F / G / H / J / L / P / T

Parent's Signature: _____

Pronunciation and Articulation: to read aloud a passage with correct pronunciation, showing good articulation of words

Rhythm and Fluency: to use appropriate rhythm and stress so as to achieve fluency and well-paced reading

Expressiveness: to use suitable variation of pitch and tone to convey information, thoughts and feelings in a passage

	Beginning 	Developing 	Competent 	Accomplished 
Pronunciation and Articulation	Pronunciation is rather difficult to understand, with a number of errors which affect intelligibility.	Generally clear pronunciation with a number of errors which are noticeable.	Clear pronunciation with few errors that do not affect intelligibility.	Clear and good pronunciation of the entire passage.
Rhythm and Fluency	Slow and jerky delivery, almost word-by-word pronunciation.	Generally uneven delivery with a number of noticeable hesitations.	Generally smooth delivery with almost no hesitations.	Fluent reading with suitable pauses and without hesitations.
Expressiveness	Reads with a monotone for most of the passage.	Attempts to vary pitch and tone slightly.	Some variation of suitable pitch and tone.	Suitable variation of pitch and tone.



Feedback through rubrics

CHIJ Our Lady of the Nativity








CHIJ OUR LADY OF THE NATIVITY PICK & TELL RUBRIC

Name: _____ ()

Term: 1 / 2 / 3 / 4

Class: Primary I / C / F / G / H / J / L / P / T


Parent's Signature: _____

	Beginning 	Developing 	Competent 	Accomplished 
Content				
Relevancy of Ideas	You can say one to two sentences that are relevant to the given topic.	You can say three to Four sentences that are relevant to the given topic.	You can say five or six sentences that are relevant to the given topic.	You can say more than seven sentences that are relevant to the given topic.
Grammatical sentences	You rarely use grammatically correct sentences.	You use grammatically correct sentences sometimes.	You use grammatically correct sentences most of the time.	You use grammatically correct sentences all the time.
Delivery				
Voice Projection 	You cannot be heard at all.	You can be heard sometimes.	You can be heard most of the time.	You can be heard all the time.
Eye Contact 	You are not looking at the audience at all.	You try to look at the audience sometimes.	You look at the audience almost all the time.	You look at the audience all the time.
Posture 	You do not adopt performance posture.	You try to adopt performance posture sometimes.	You adopt performance posture most of the time.	You adopt performance posture all the time.



Feedback through rubrics

CHI J OUR LADY OF THE NATI VI TY
CREATI VE WRI TI NG RUBRI C



Name: _____ ()


Class : Primary 1C / F / G / H / J / L / P / T Parent's Signat ure : _____

DESCRI PTORS		Beginning	Developing	Compet ent	Accomplished
CONTENT	Story has a clear beginning. You have included : <input type="checkbox"/> time <input type="checkbox"/> place <input type="checkbox"/> charact ers				
	Story has a clear and det ailed middle. <input type="checkbox"/> charact er's act ions <input type="checkbox"/> charact er's feel ings <input type="checkbox"/> use of adj ect ives <input type="checkbox"/> use of adverb s				
	You have ended wit h a <input type="checkbox"/> feeling <input type="checkbox"/> lesson lear nt				
LANGUAGE	You have used the following correct ly : <input type="checkbox"/> spelling				
	<input type="checkbox"/> punct uat ion				
	<input type="checkbox"/> tenses				

Remarks :



For more information on Learning

 **CHIJ Our Lady of the Nativity**

1 Jul · 🌐

Here are the links to the informative videos that were mentioned during the earlier part of the session:

Thank you to everyone who joined us earlier this evening for our e-Open House (Q&A session)!

Facilities at CHIJ OLN
<https://youtu.be/UJx1LQuopvk>

Catholic Education at CHIJ OLN
<https://youtu.be/wJmcTg9uvNQ>

Teaching and Learning at CHIJ OLN
https://youtu.be/P40I7_aVku0

Lower Primary Math: Going Beyond Marks
<https://youtu.be/0qMnSgG6Db0>

Lower Primary MT: Chinese Made Easy
<https://youtu.be/d9jsUjqcdhQ>

Parent Volunteer Sharing
<https://youtu.be/HTUSIUjbsCE>



https://www.youtube.com/watch?v=P40I7_aVku0



What Other Help Do We Give to Help Your Child Learn?

- During school hours:
 - In-class support
 - Learning Support Programme for EL and for Maths
- After school (optional but strongly recommended)
 - Support for weak readers
 - Support for those weak in Maths
- Additional help given by teachers, e.g. during pre-assembly (7:20 – 7:30am)





Schools: Moving away from overemphasis on grades
No exams in P1, P2: Progress
will be measured in other ways

Announced by MOE in 2018
(Effective 2019)





Scores have no impact on Class Allocation

P1 to P2

- Enbloc.

P2 to P3

- Random. 7 **Mixed Ability** classes for all

P3 to P4

- Enbloc

P4 to P5

- Random. 7 **Mixed Ability** classes for all

P5 to P6

- Enbloc

Classes remain as
Mixed Ability classes

P2 CL

→ banded classes





Let's focus on celebrating her strengths!

- Lower Primary Affirmation Certificate





An example of how we engage your girl in learning, and how we diagnose her challenges!

[And how you too can do the same at home]





KooBits

Latest CP Submitted

Name	School	Latest CP	Submission Time
xiaciyin*****	KooBits Academy US	2	10:51, 2022-Aug-14
Trinity*****	KooBits Academy US	1	10:24, 2022-Aug-14
Trinity*****	KooBits Academy US	1	10:21, 2022-Aug-14
Daniel*****	KooBits Academy Jamaica	3	08:40, 2022-Aug-14

Parent App | Teacher App [Home](#)

KooBits | Love Learning

☐ Show

[Need Help?](#)

Login

If you don't have account, you can [Sign up](#)

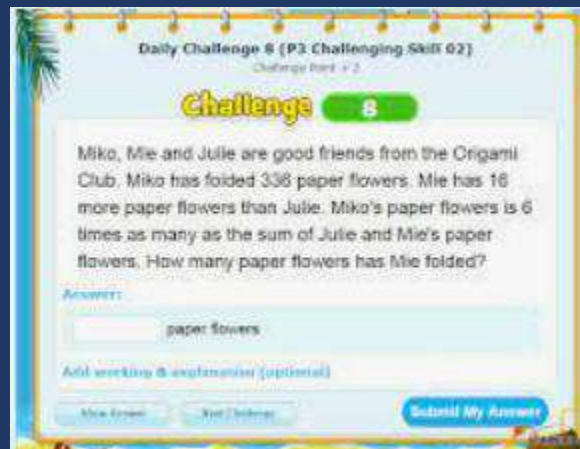
KooBits Learning Pte Ltd

Welcome to
KooBits





What is KooBits?



An Online Mathematics platform with a comprehensive collection of
Mathematics questions

Effective &
Independent
learning

CHIJ Our Lady of the Nativity
Simple in Virtue, Steadfast in Duty

Acquire Mathematics
concepts and skills

Build confidence
& enjoy
learning
Mathematics





KooBits

Latest CP Submitted

Name	School	Latest CP	Submission Time
xiaoyin****	KooBits Academy US	2	10:51, 2022-Aug-14
Trinity****	KooBits Academy US	1	10:24, 2022-Aug-14
Trinity****	KooBits Academy US	1	10:21, 2022-Aug-14
Daniel****	KooBits Academy Jamaica	3	08:40, 2022-Aug-14

Welcome to
KooBits



Parent App | Teacher App

Home



Enter your Login ID

Enter your password

☐ Show

[Need Help?](#)

Login

If you don't have account, you can [Sign up](#)

AN AWARD-WINNING MATH E-LEARNING PLATFORM FOR PRIMARY SCHOOL STUDENTS

KooBits has been a partner of Ministry of Education (MOE) schools for the past six years and is currently being used by nearly half of primary schools.

It is a personalized Mathematics e-learning platform based on the latest MOE syllabus for children in Primary 1 to 6.


NURTURING CONFIDENT, SELF-DIRECTED LEARNERS

IJ OLN hopes for every child to become a confident, self-directed learner and an independent thinker.

With this platform, we encourage every child the opportunity and environment to thrive and learn effectively.

As a classroom teacher, I noticed it to be very helpful in getting my students excited to do consistent Mathematics practices.
Revisiting concepts allows for better mastery.

CHIJ Our Lady of the Nativity
Simple in Virtue, Steadfast in Duty





Benefits of KooBits

1



20 mins/day = 30% improvement

Nurture a learning habit with 10 customised questions

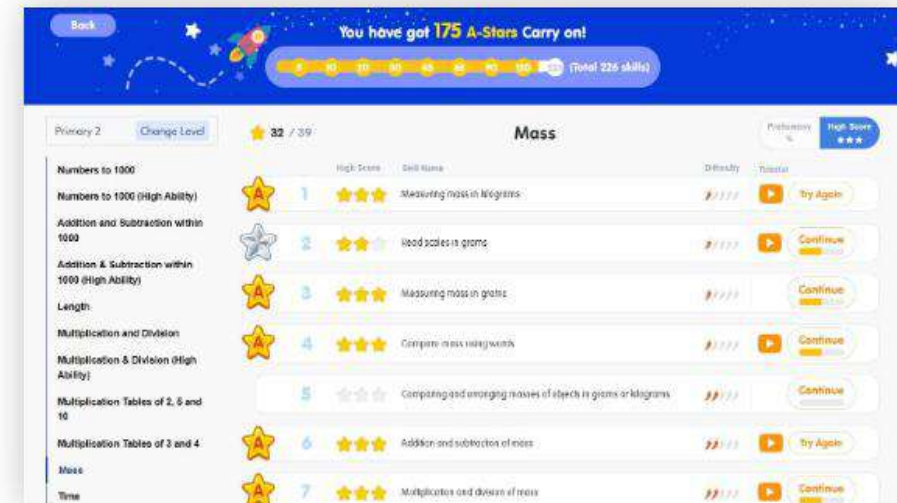
Students enjoy the 10-question daily challenge. The questions are tailored to the child's ability to stay motivated. The rewards system encourages consistent effort too.

2

Aligned to MOE's Maths Curriculum

Stay updated on the latest P1 to P6 syllabus

The topical breakdown shows what is required for each level. This can be used to spot weaker skills and gives a clearer idea how the child is progressing.

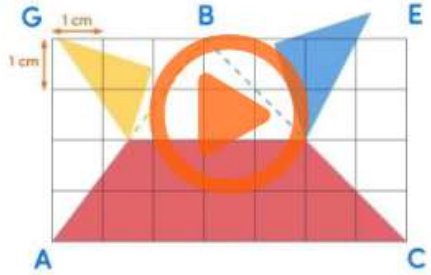




3

Question

Find the area of the triangle ABC in the figure below.



Copyright @ www.koobits.com



No Teacher, No Problem

Get instant feedback whenever your child needs help

There are animations and step-by-step videos to guide the child through complex questions.

This helps them to visualize difficult concepts to come up with solutions by themselves.





Hi, Raniah Mohd Noor (Mdm)

Enjoy 17 FREE Brain Games in Science!

Try Now



Raniah Mohd Noor (Mdm)



CHIJ Our Lady Of The Nativity

35 XP



1.

Daily Challenge

10 personalized questions per day

Start

2.



Mission



Multiplayer



Assignment

3.



Brain Games



Story



Events



79

Total CPs



62

KoKo Credits

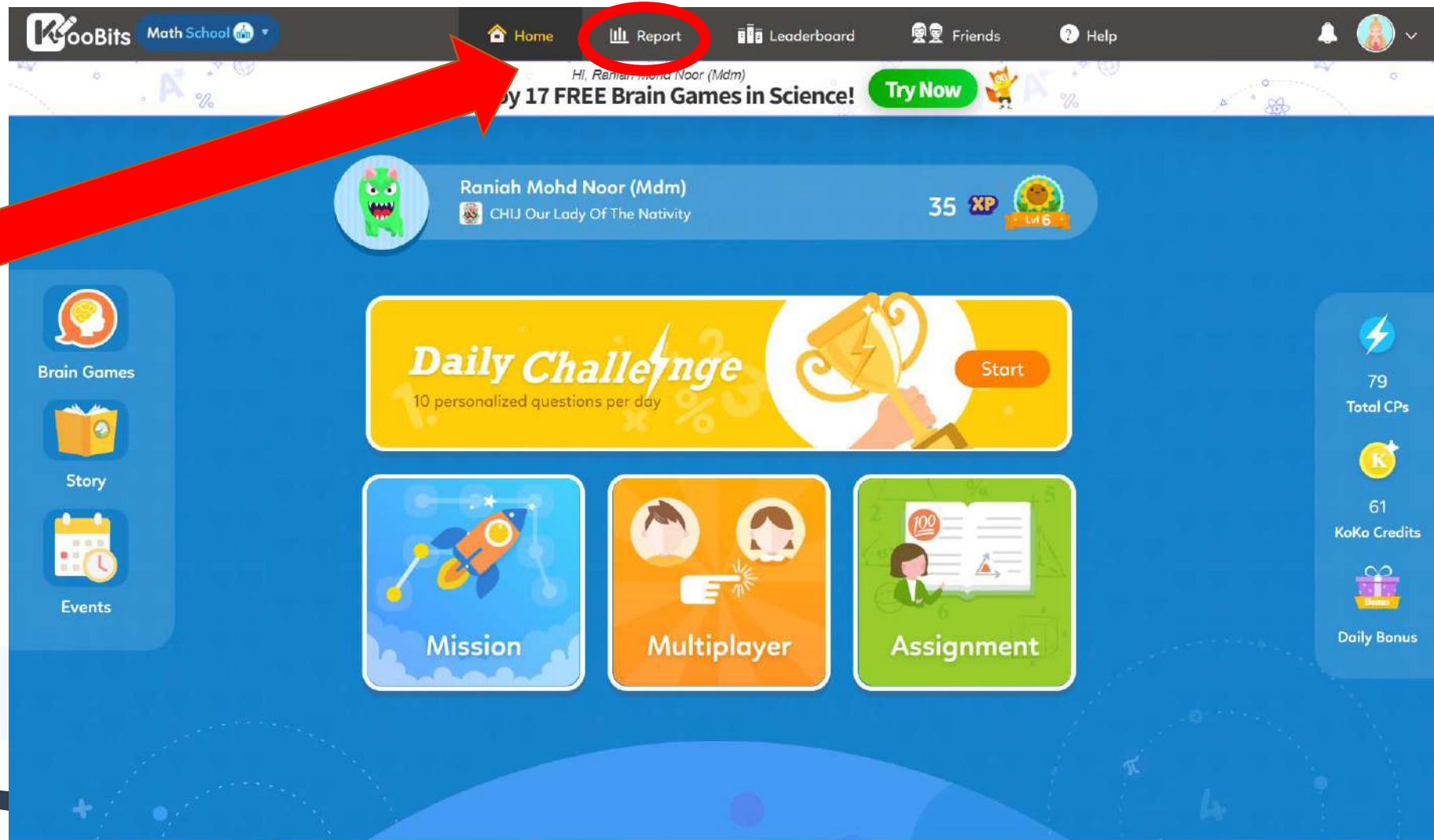


Daily Bonus



How can parents support their children?

Login to your daughter's account



CHIJ Our Lady of the Nativity
Simple in Virtue, Steadfast in Duty





Reports

 KooBits Teacher

 Content

 Assign

 Track

 Report

 Class

 Help



 Class Report

Proficiency Report

High Score Report

Login Report

 School Report

Monthly Activity





< Back



Child's name

Proficiency Report

High Score Report

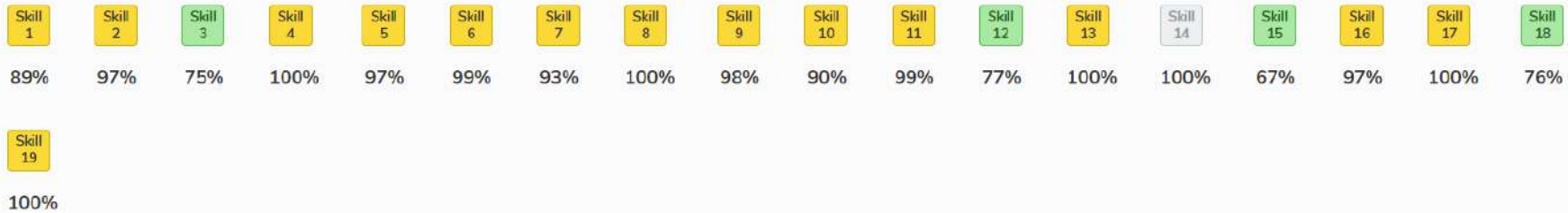
 Mastery Proficiency 80-100  Competent Proficiency 60-79  Beginning Proficiency 0-59  Incomplete Question < 10

Report Level from P2 Syllabus Singapore Standard Math Curriculum 2022 Edition 2.0

Numbers to 1000



14 / 19 Skills mastered (Class Avg 16 / 19)



Numbers to 1000 (High Ability)



3 / 3 Skills mastered (Class Avg 0 / 3)



- Class Report
 - Proficiency Report
 - High Score Report
 - Login Report
- School Report
 - Monthly Activity

[< Back](#)

Child's name

[Proficiency Report](#)
[High Score Report](#)

Money



11 / 16 Skills mastered (Class Avg 7 / 16)

Skill 1	Skill 2	Skill 3	Skill 4	Skill 5	Skill 6	Skill 7	Skill 8	Skill 9	Skill 10	Skill 11	Skill 12	Skill 13
95%	88%	93%	56%	64%	92%	50%	100%	62%	75%	96%	81%	90%
Skill 14	Skill 15	Skill 16										
87%	100%	93%										

Money (High Ability)



3 / 5 Skills mastered (Class Avg 0 / 5)

Skill 1	Skill 2	Skill 3	Skill 4	Skill 5
100%	73%	92%	80%	78%

Fractions



10 / 16 Skills mastered (Class Avg 1 / 16)

Money

Skill 7 Beginning

Write amounts of money in different ways

50% Class Avg 45%

Sample Question (ID: 115201)

Keddy has two 20¢ coins and a 1¢ coin.

Fill in the blank.

He has __ ¢ or \$__

Solution

$20\text{¢} + 20\text{¢} = 40\text{¢}$

$40\text{¢} + 1\text{¢} = 41\text{¢} = \0.41



Koobits Demonstration





An IJ education is one that
helps girls develop
a positive perception of self
AND positive relationships

How does IJ OLN help?



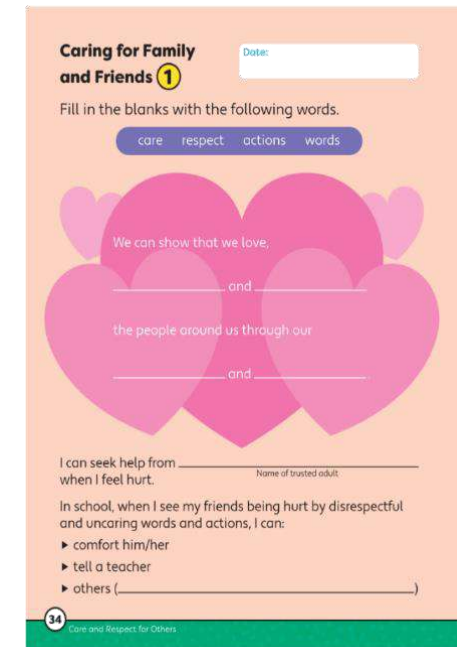


How does IJ OLN help?



GLOW with Positivity' approach

- **G**rowing positive engagement & accomplishment
- **L**iving out positive meaning & purpose
- **O**wning positive health & emotions
- **W**eaving positive relationships

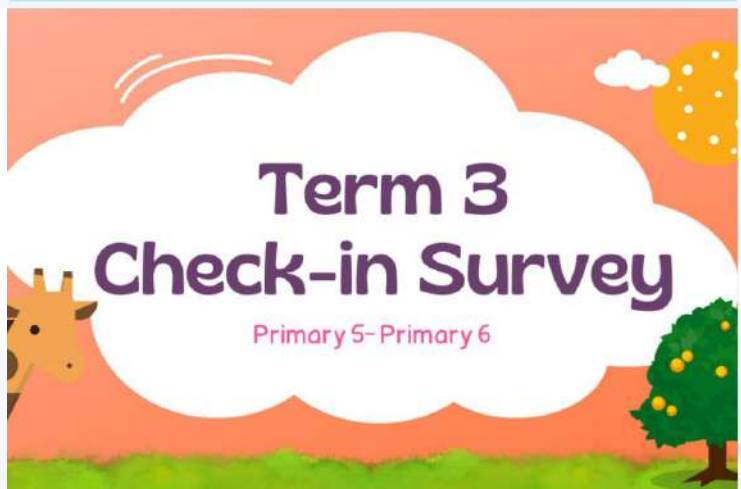


Build rapport and express care and concern, e.g. individual **chat** sessions, **class bonding & back to school** programmes





Check-In Survey On Social – Emotional Competencies



1. I am happy to start school again.
2. I had enough rest (e.g. sufficient sleep, able to enjoy my hobbies) during the June holidays.
3. As we start school, I spend time on my online activities (e.g. gaming) instead of sleep.
4. Things you are worried about as you start school again.
5. Areas that my teacher can help me with.






Concerns brought up during T3 Check in Survey

WebMD


HOW LIGHT AFFECTS SLEEP


The amount of light around you controls your brain's production of melatonin, a hormone that makes you feel sleepy.

In bright light, you make less melatonin.




In darkness, you make more melatonin.






Sunlight

Need help waking up in the morning? Open the blinds or get outside to feel more alert.



Light From Screens

Their "blue" light has a powerful effect on your brain. Turn them off about an hour before bed.



Artificial Light

Bright lights after dark signal the brain to wake up. In the evening, use dim lights, and block outside light.

Reviewed by Neha Panchal, MD, 11/20/2018
SOURCES: National Sleep Foundation, Harvard Medical School Division of Sleep Medicine, Harvard Health.

Harvard research states that while light of any kind can suppress the secretion of melatonin, blue light at night does so more powerfully.





Difficulty Falling Asleep: Impact on our Girls

- Feeling sleepy and has difficulty waking up in the morning to go to school
- Difficulty concentrating and maintaining focus
- Irritability / crying
- Physical aspects: effects on vision

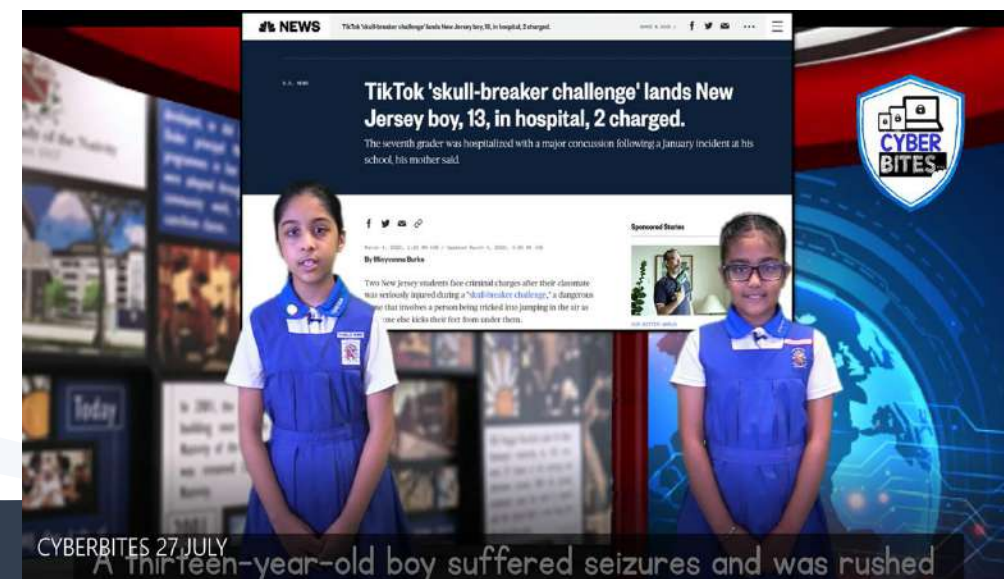
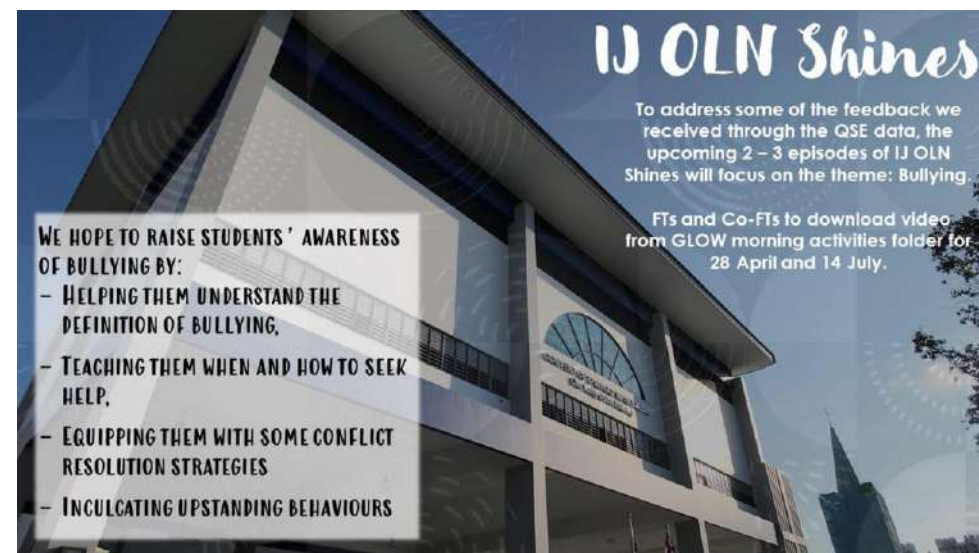




Spending Time Online: What we are doing with our P1 girls

- CyberWellness lessons within Values Education programme
- Creating awareness
- Chats with students
- Timely Reminders for Students through NEWBites on CyberEducation

CHIJ Our Lady of the Nativity






CyberEducation@Home

Source - <https://www.instagram.com/parentingwith.moesg/>

TIP 1 Make screen time predictable

Agree on a fixed time in their schedule for using devices (i.e. when and for how long). Switch off the device so it doesn't become a distraction. Role model and manage your own screen time too.




TIP 2 Make screen time productive

Given the current situation, an increase in screen time is likely. However, use this time to help your child pick up new hobbies, skills, or knowledge through educational content.




TIP 3 Make screen time precious

Use screen time wisely to bond with your child through activities, such as exercising, or cooking along with a video!



TIP 4 Pause screen time

Make sure your child give their eyes a break! Encourage them to take a 10 minutes break for every hour that they spend on their screens.





Team up with the teachers.

Let's put in place structures to help our girls understand and succeed

Chat with your child. Understand her strengths & weaknesses. Focus on the work ethics and character values that lead to results.



Ensure a holistic lifestyle.
E.g. CCAs, time to play, reflection

Create a conducive learning environment at home

- Develop a routine for school and homework.
- Help her set realistic and achievable goals.
- Encourage her to fulfil her responsibilities as a student

Join our Parent Support Group (PSG)

✉ chij_olnpsg@yahoo.com.sg





Please Take Note... From OLN Connect (Aug)

OLN Connect

1. PSLE Oral (15 and 16 August 2022)
2. PSLE Listening Comprehension Paper (16 September 2022)

The PSLE Oral and Listening Comprehension examinations for Primary 6 students will take place on the dates stated above.
P1 to P5 students will be assigned HBL on these days.

To ensure a safe and conducive environment for the examination, the school will not admit visitors on both days. This includes parents, care-givers and P1 to P5 students for non-emergency cases such as collection of homework or retrieval of lost items. The canteen, bookshop and dental clinic will also be closed on these days. Our teachers will also be reminding the students to bring home whatever they need to facilitate their learning from home.

3. PSLE Written Papers (29 September to 5 October 2022)

The PSLE Written examinations for Primary 6 students will take place on 29 September to 5 October.

P1 to P5 students will continue to report to school for lessons on these days.

PSLE Marking Exercise on 17 to 20 October 2022

The PSLE Marking Exercise will take place from 17 to 20 October 2022. Due to availability of resources and greater familiarity with HBL, the school is able to extend learning during the marking exercise. Please take note of the following arrangements for P1 to P6 students on these 4 days:

- ***P1 to P2 students will report to school for lessons on these 4 days. School hours will remain unchanged i.e. 7:30a.m. - 1:30p.m on Monday, Tuesday and Thursday and 7:30a.m. - 1:15p.m on Wednesday***
- **P3 to P5 students will be assigned HBL**, and task sheets will be made available by 16 October 2022, 6p.m.
- P6 students will prepare the annual IJ Bazaar. Teachers will share more information with the girls after the PSLE.

All students are to report to school on Friday, 21 October 2022.





Questions and feedback are welcome.
Just type in your comments or questions at
any time via the Chat function.

CHIJ Our Lady of the Nativity

PRIMARY 1

KOP1 CHAT @
CHIJ OLN





Thank you &
we wish you
a wonderful
day!



CHIJ Our Lady of the Nativity
Simple in Virtue, Steadfast in Duty

PRIMARY 1

KOP1 CHAT @
CHIJ OLN

