



# Welcome to CHIJ OLN P1 Orientation

11 November 2022

Whatever your task, work heartily, as serving the  
Lord and not men. Colossians 3:23





# Transiting to Primary 1

A smooth transition is made when your child:

- feels safe and comfortable in her new environment.
- is able to manage the daily challenges of school life.





# Content

- An IJ School
- Primary School Education
- Preparing Your Child for Primary 1
- Safety During Arrival & Dismissal
- Communication with Parents

**Note: The information in these slides has also been included in the P1 Orientation booklet.**





# Welcome address

Ms Christina Teo  
Principal





# We are a Govt-aided Catholic Girls' school

- **Govt-aided:** we adhere to MOE policies and requirements like all MOE schools but are run by the CHIJ Board
- **Catholic**
  - ... Prayer, Catholic programmes and activities
  - ... Value education: moral and life values.
  - ... See perspectives beyond that of the individual's.
  - ... Service to the community





# Programmes for Catholics

## Our Catholic Identity

**Our Founder - Father Barre**

**Mother Mathilde**

**History of CHIJ Schools**

**Catholic Education**

The Environment

School-Wide Programmes for All

**Programmes for Catholics**



Home / Our Catholic Identity / Catholic Education / Programmes for Catholics

## Programmes for Catholics

There are programmes designed specifically to help our Catholic students form their faith. Nevertheless, non-Catholics are welcomed to join in. Parents can inform their child's form teacher if they would like their child to do so.

### Our TLC Lessons (Together Learning about Christ)



On scheduled Mondays during Values Education Lessons, Catholic students come together to learn about the teachings of Jesus Christ. Currently, TLC lessons are conducted online. Do note that TLC does not replace Catechism as Catechism conducted by churches prepares children for the Sacraments of Communion, Reconciliation and Confirmation whereas TLC does not.

### Masses


<https://chijourladyofthenativity.moe.edu.sg/our-catholic-identity/catholic-education/the-environment>





# We are an IJ school

- One of 11 CHIJ schools, affiliated to CHIJ St Joseph's Convent
- The mission of an Infant Jesus School is the creation of a Christ-centered school community where all work together for the promotion of truth, justice, freedom and love, with special reference to the needs of persons who are disadvantaged in any way.







# We are an IJ school

Values:

**G**raciousness  
**R**esponsibility  
**A**ppreciation  
**C**ompassion  
**I**ntegrity  
**A**daptability



Simple in virtue

Learning Dispositions:

- Collaborative
- Curious
- Reflective
- Resilient



Steadfast in duty





# The IJ OLN Girl For Tomorrow ...



**She lives out the IJ Mission and our GRACIA values as she:**

1. Leads with initiative, serves with love
2. Communicates confidently
3. Thinks creatively, reflects thoughtfully
4. Remains steadfast in the face of challenges





# Primary School Education

**CHIJ Our Lady of the Nativity**  
*Simple in Virtue, Steadfast in Duty*





# Moving on to CHIJ OLN

- Days of learning
  - Lessons filled with activities & reflection
  - Observation & reviews, & not tests
  - No birthday parties & goodie bags
- Making friends & managing friendships
- Growing to be more responsible
  - Rules & consequences, e.g. remembering things





# Different Subjects at Lower Primary (P1 & 2)

- English Language
- Mathematics
- Mother Tongue (CL/ML/TL/ NTIL)
- Civics and Moral Education (CME)
- Social Studies
- Art
- Music
- Physical Education (PE)
- Programme for Active Learning (PAL)
  - Art / Music / Sports & Games / Drama / Outdoor Education
- Values Education (V-Ed)
- Form Teacher Guidance Period (FTGP)






# Changes implemented since 2019

- No tests or exams for the Lower Primary classes
  - Observation by teachers
  - Daily work & reviews
  - No tests & no dates will be given to parents
- Use of qualitative descriptors to report student learning in all subjects
- Edusave Awards to focus on consistent demonstration of learning dispositions in school

The Escape Room was designed as a revision activity on Numbers within 40.



CHI Our Lady of the Nativity  
CREATIVE WRITING RUBRIC

Name: \_\_\_\_\_ ( )

Class: Primary 2 C/F/G/H/I/J/L/P/T

Parent's Signature: \_\_\_\_\_



| DESCRIPTORS |   | Beginning | Developing | Competent | Accomplished |
|-------------|---|-----------|------------|-----------|--------------|
| CONTENT     | Story has a clear beginning<br>You have included :<br><input type="checkbox"/> time<br><input type="checkbox"/> place<br><input type="checkbox"/> characters  |           |            |           |              |
|             | Story has a clear and detailed middle.<br><input type="checkbox"/> character's actions<br><input type="checkbox"/> character's feelings<br><input type="checkbox"/> use of adjectives<br><input type="checkbox"/> use of linking phrases (e.g. time linkers, conjunctions etc.) |           |            |           |              |
|             | You have ended with a<br><input type="checkbox"/> Feeling<br><input type="checkbox"/> lesson learnt   |           |            |           |              |
| LANGUAGE    | You have used the following correctly :<br><input type="checkbox"/> spelling<br><input type="checkbox"/> punctuation<br><input type="checkbox"/> tenses   |           |            |           |              |
|             | <input type="checkbox"/> vocabulary   |           |            |           |              |
|             | Remarks:  |           |            |           |              |





# A Holistic Curriculum that Goes Beyond the Academics

## Character focused

- Values-education lessons
- CCE & Social Studies lessons
- Values-in-action programmes
- Field Trips & activities
- Daily assembly e.g. pre-assembly talks

## Physical Development

- PAL Programmes e.g. Outdoor Education, Sports & Games
- Physical Education programme
- Events e.g. P2 Games On!

## Citizenship & Culture

- Commemorations e.g. International Friendship Day & National Day
- Mother Tongue Fortnight
- Celebrations e.g. Hari Raya Puasa & Deepavali

## The Arts

- PAL Programme e.g. Music, Dance, Drama, Art
- Art Programme
- Music Programme (Music Comes Alive!)







# Working together, Home & School

- Seek to understand what we do and why we do it  
– consideration for all and meeting multiple needs
- Model gracious behaviour

Better together!



Growing our girls to be the teenagers and women  
that God intended them to be!





# Preparing your child for Primary 1

Mdm Hanizah  
Year Head (Lower Primary)





# Transition To Primary 1

When your child enters primary school, they will experience:


**New friends and teachers**



**New routines**



**New learning environment**





# Easing into Primary 1

- Let your child know who she can turn to when she needs help in school:
  - Form Teacher & Co-Form Teacher
  - Subject Teachers
  - Staff in General Office

Assure your child that the teacher is someone she can trust.





# What are the tasks that your child should be able to do independently?

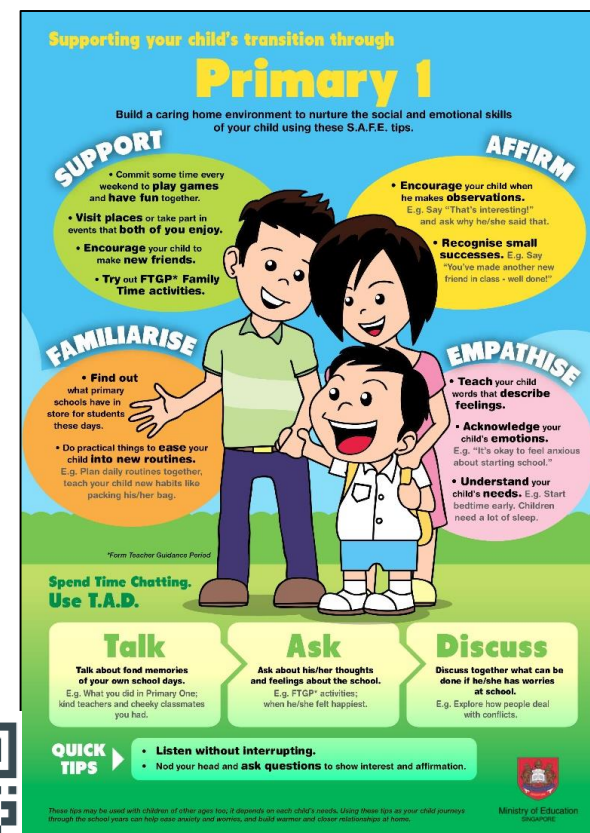
- Personal hygiene eg. going to the toilet, hand washing, tying shoelaces,
- buttoning their blouse/putting on their pinafore
- Organising school bag
- Counting money and receiving change
- Asking for permission from teachers





# How Can I Support my Child Through the Transition?

- **Support** your child and encourage them to overcome challenges with you
- **Affirm** your child by recognising small successes and praising their efforts
- **Familiarise** your child by easing them into new routines and sharing with them your experiences in primary school
- **Empathise** and acknowledge your child's feelings







# Parent-Child Activity Book is Available Online!

## Parent-Child Activity Book (Digital)

**10 TIPS FOR PARENTS** to help you navigate your child's first year in primary school.

**Chat** with your child

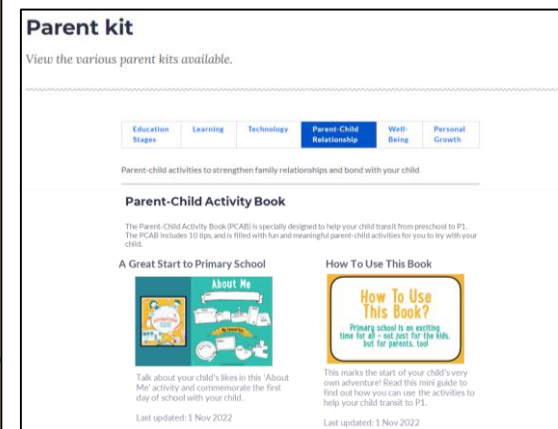
**Boost** their confidence

**Practise** various scenarios

**Create** something interesting

**Thank** others for their help

**Pledge** to do things together





# How CHIJ OLN helps your child adjust to being in a primary school

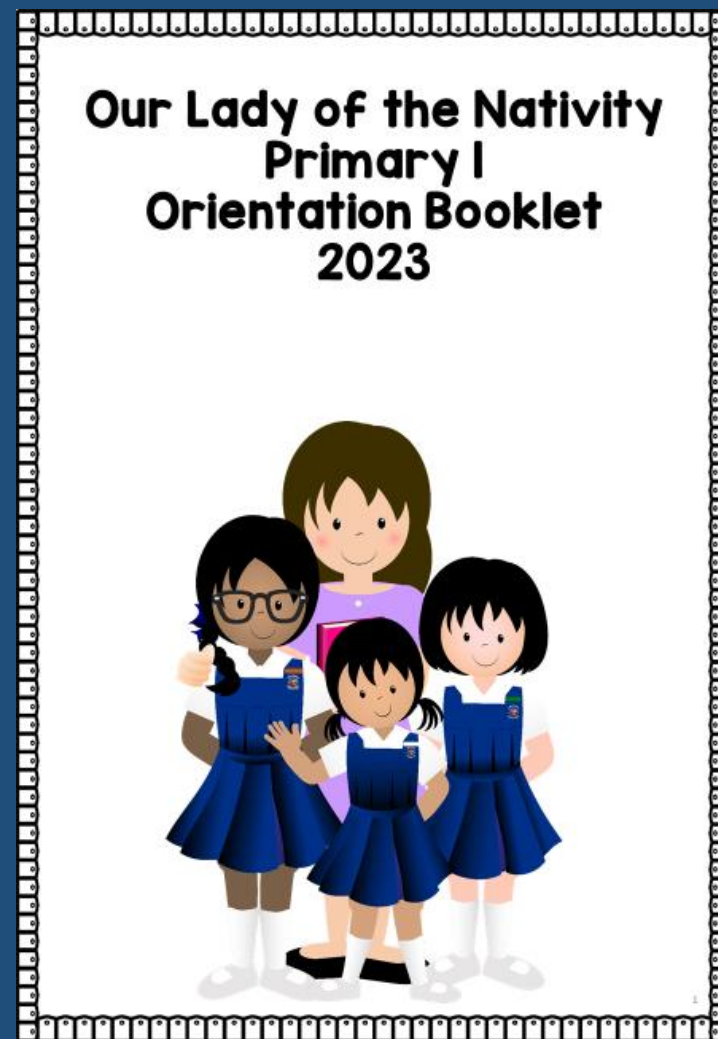
- Helping your child be familiar with the school
  - School Tour
  - Routines - recess, assembly, dismissal, snack time
- Developing social awareness e.g. making friends and managing emotions through V-Ed lessons
- Ease your child into primary school
  - Back to School Programme in Week 1
  - Recess Buddy





An important read for all 2023 P1 parents

- P1 Orientation booklet 2023 (uploaded on CHIJ OLN website on 9 Nov 2022)





# Ready for School

## School uniform

- White blouse and pinafore
- Name tags must be ironed/stitched on school uniforms and PE T-shirts
- Mask (optional)

## School bag

- Pencil case (with necessary stationary only)
- Colour pencils (12 colours only)
- Small story book
- School books

## Others

- Money (\$2-\$4)
- Packed food for recess/ snacks
- Water bottle
- Wet wipes

**CHIJ Our Lady of the Nativity**

*Simple in Virtue, Steadfast in Duty*





# Standard School Uniform

(Please refer to Student Organiser 2023)

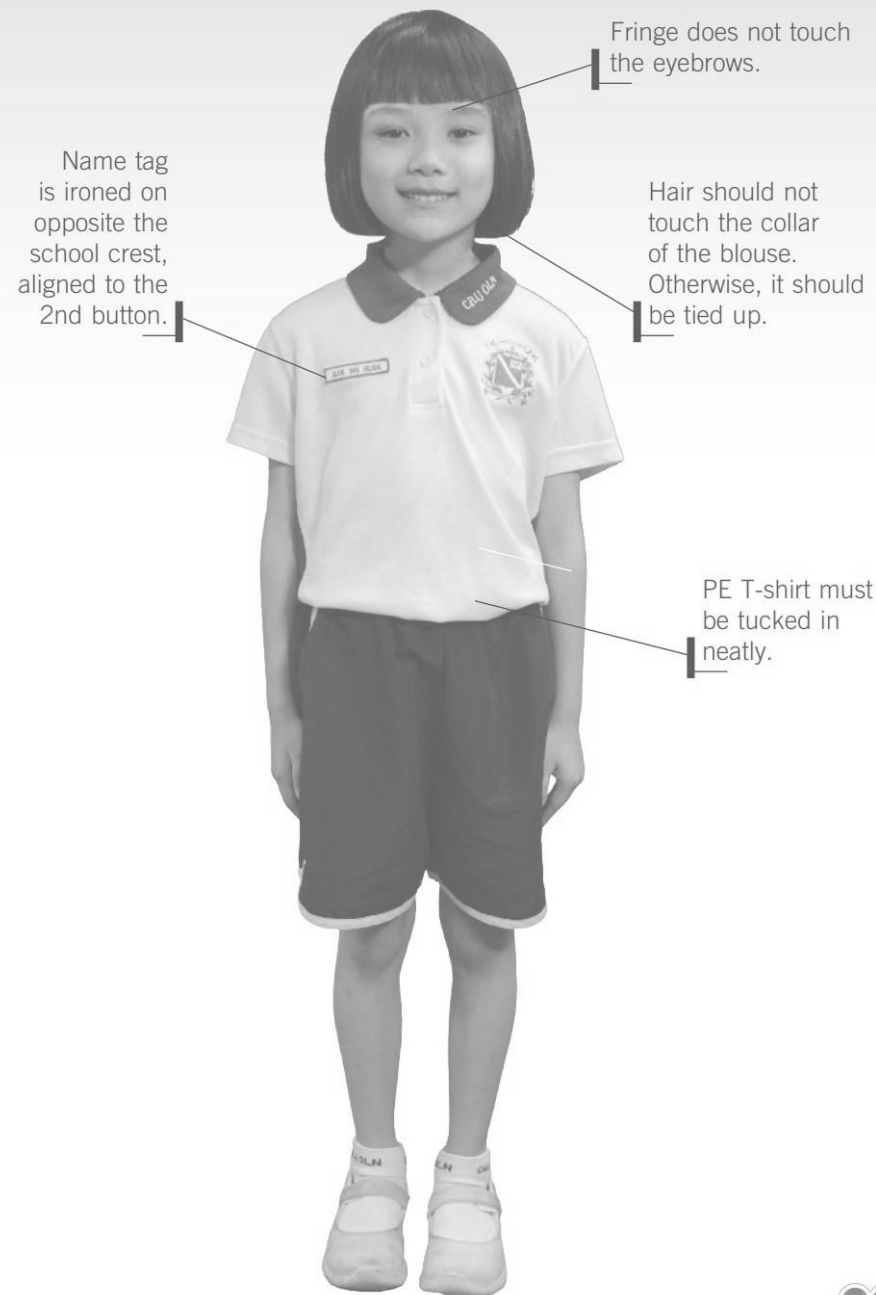




# PE attire

- Pupils wear the PE T-shirt beneath the pinafore on days they have PE.
- Pupils **do not** come to school or go home in their PE attire (T-shirt & shorts). They must come to school and go home wearing the pinafore.
- Name tags must be ironed onto the right side of the PE T-shirt, aligned to the second button on the T-shirt.

## School PE Attire








# Hairstyles

- Simple & neat
- Fringe must be above eyebrows
- Long fringe must be pinned up
- Shoulder length hair must be tied up
- Plain black hair ties & accessories only
- Loose hair to be kept in place with black hair pins / clips / hairband
- No dyed hair





# Hair Accessories







# School bag




- Bags should not be too heavy (trolley bag is strongly discouraged due to safety reasons)
- Do not bring too many items (e.g. lunch bags)





# School Bag

- Please refer to the P1 Orientation Booklet for items to bring during Orientation Week.
- Most books and files will be collected by teachers.
- Ensure all books and files are labelled with your child's name and class.



**CHIJ Our Lady of the Nativity**  
*Simple in Virtue, Steadfast in Duty*





# School Bag: These basic essentials should be in the school bag every day.

- |   |   |
|---|---|
| <ul style="list-style-type: none"><li>• 3 2B pencils (sharpened)</li><li>• An eraser</li><li>• A sharpener</li><li>• A short ruler</li><li>• Coloured pencils (12 colours)</li><li>• School Organiser</li><li>• A snack</li></ul> | <ul style="list-style-type: none"><li>• Water bottle (labelled with name and class)</li><li>• Tissue Paper (at least one pack)</li><li>• Extra black hair clips &amp; hair ties</li></ul> |
|---|---|





# Pocket Money

- Label your child's wallet or purse with name & class.
- Teach your child how to manage (collect & count) change.
- Teach your child to bring just about enough money (e.g. \$2 - \$4) each day to buy food during recess.
- Check with Form Teacher if your child tells you that she needs to buy something from the bookshop / school.
- **DO NOT** allow your child to lend / give or borrow / take money from her classmates. If she has forgotten to bring money to school for recess, she can approach her teachers or the General Office for assistance.








# Wallet

Please ensure that your child's wallet can be kept in the pocket at all times. Even if it is attached to the belt loop, it should be kept in the pocket.



**Your child should not leave her wallet dangling like this or swing it around and play with it.**





# First Day of School

**CHIJ Our Lady of the Nativity**  
*Simple in Virtue, Steadfast in Duty*



# Primary 1 Day 1 Programme

Date/ Day : 3 January 2023

Time : 7.30am – 1.20pm

Reporting Venue : School Foyer

## **Students**

- Getting to know my Form & Co-Form Teachers
- Class activities
- Snack Time
- Recess
- School Tour

## **Parent**

- ICT familiarisation session- use of OLN ICT tools
- Recess
- Networking session with Form & Co-Form Teachers
- School tour
- Curriculum briefing



# Safety during Arrival and Dismissal

Mrs Catherine Michelle Beins  
Vice-Principal





# First Day of School – 3 January 2023

- Only 2 accompanying adults per child are allowed to come into the school
- Students will have their attendance taken at the Indoor Sports Hall (Lower Ponggol), Level 2
- Students & parents will be ushered to the respective venues
  - Students (Lobby)
  - Parents (school hall/ briefing rooms)





# Arrival Arrangement for P1 students & parents

- Entry point from Side Gate 1 & 2 (gate will be opened at 7.15am)
- Registration at the Indoor Sports Hall (Lower Ponggol), Level 2
- Teachers will direct parent and child to assembly venues:

| Lobby    | Hall/ Briefing Rooms |
|----------|----------------------|
| Students | Parents              |





# School Routine

| Activity              | Time  |
|-----------------------|---|
| Reporting Time        | Before 7.30 a.m.<br>(Glow morning activities starts at 7.20 a.m.)                   |
| Flag Raising Ceremony | 7.30 a.m.   |
| Recess                | 10.30 a.m – 11.00 a.m.  |
| Snack Break           | 10 mins. (between 8.30 a.m. and 9.00 a.m.)  |
| Dismissal Time        | 1.20 p.m (3 Jan – 13 Jan (Lower Ponggol)<br>1.30 p.m. (16 Jan onwards (Side Gate 2) |







# Safe Routes for Different Modes of Arrival

**School Bus:** Students alight at Bus Bay within School Carpark Area

**Public Bus/Walk/Cycle:** Students use Gate 2 to enter the school

## **Private Vehicles/Taxi**

- Drop off points within the school
- Drop off points at HDB carpark near Gate 2
- Park at designated lots within Multi-Storey carpark or open carpark before walking child to Gate 2.

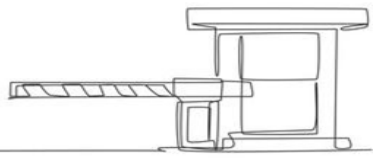




Nativity Church



Main gate



(Blk 355/356)

Open carpark

Upper Serangoon Road



Overhead bridge

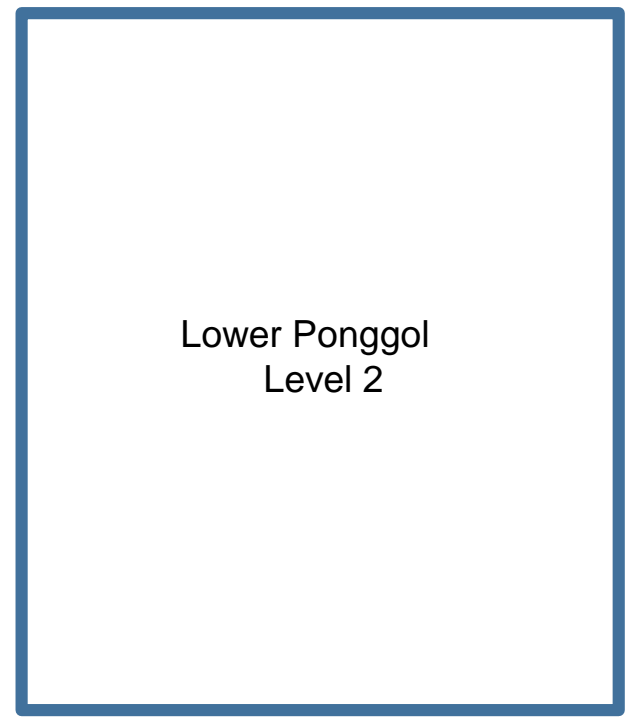
Bus stop

Sidegate 1

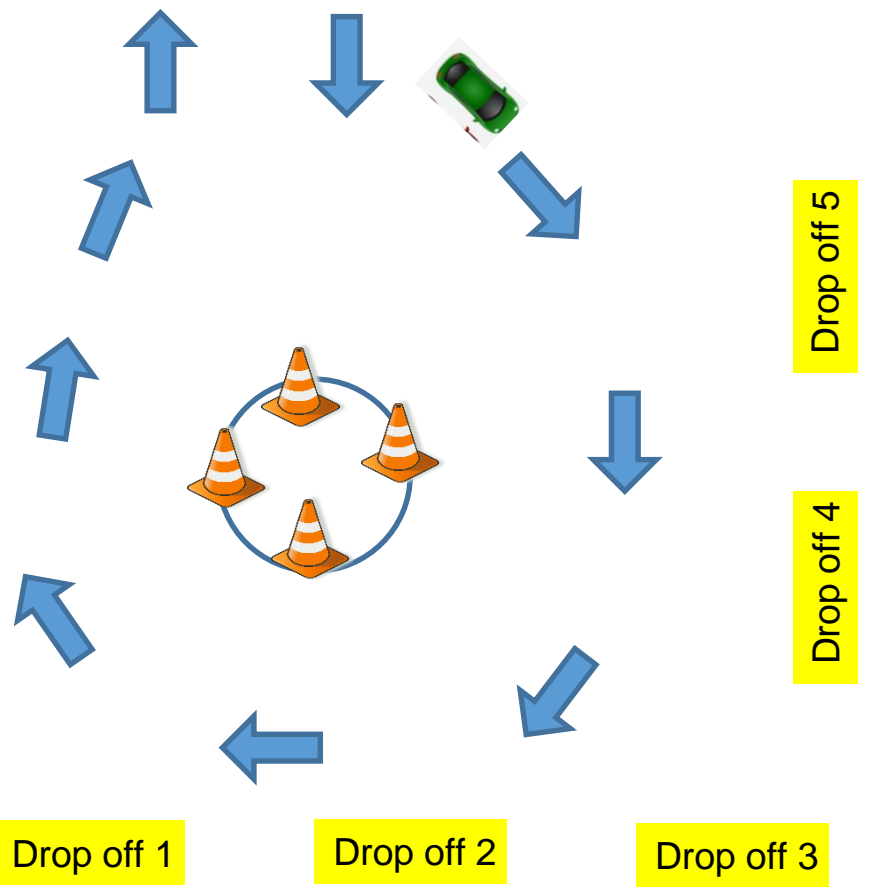
MSCP (Blk 465A)

Open carpark

Sidegate 2



Lower Ponggol Level 2



Drop off 1

Drop off 2

Drop off 3

Drop off 5

Drop off 4

Car Porch

Traffic flow for morning drop off



# Arrangements: Going Home

- You will receive a PG letter on **16 December 2022** for you to confirm your pick-up arrangements for your child at dismissal. A response by **21 December 2022** is much appreciated.
  - School bus (bus number)
  - Side Gate 2 (adult/s fetching students)
  - Student Care Centre (OLN Student Care/other Student Care)
  - Wait for older sister(s) at Lower Punggol
- For the safety of your child, please inform her to wait inside the school, near either Side Gate 1 or Side Gate 2.





# Picking Up Your Child Up From School (Gate 2)

- Dismissal Time : 1.20 p.m. (**3 Jan – 13 Jan**)
- **Pick-up Point** : Lower Ponggol

For subsequent weeks:

|                |             |
|----------------|-------------|
| Mon-Fri        | 1.30 p.m.   |
| Pick- up Point | Side Gate 2 |


- Parents are not to drive into school at dismissal for safety reasons.
- Parents will be informed of any change in timing through PG, e.g. if we need to implement staggered dismissal timings.





# Pick-up Arrangements

- Please refer to the P1 Orientation Booklet (pg.9) for dismissal procedures (3 – 13 Jan 2023).
- Do note that from Monday 16 January,
  - P1 parents and caregivers will no longer be allowed to come into school to pick up their girls.
  - The teachers will walk the girls to Side Gate 2 to meet parents and caregivers.





# Going Home on the School Bus

- The bus vendor will fasten coloured tags on students' bags for easy identification.
- Co-Form Teachers will bring the students to the bus waiting area at dismissal.
- Bus drivers will account for students registered with them before leaving the school. Please inform the bus company and your child's teacher in advance if your child is not taking the school bus for the day. This is to avoid miscommunication or confusion.
- Buses will wait for students from other levels before moving off.
- For safety reasons, students **must remain seated** and **belted up at all times** when the bus is moving.
- To contact the bus vendor, please call KW Bus Pte Ltd (8498 4950)





# Changes in dismissal arrangement

- Please call the General Office or text the Form Teacher if you intend to make any changes in the dismissal arrangements.
- Please inform the Form Teachers if there is a change of the adult/caregiver whom you have assigned to pick up your child.
- The Form Teacher may not always be the one dismissing your child at Side Gate 2. As such, we would appreciate that you do not make frequent changes & if you do, to inform the school early.







# Communication with Parents





# Communicating with your child's teacher

- Have regular conversations with teachers in both the academic and non-academic areas. This will help you better guide your child's development.
- Ask the teacher for their preferred mode and time to contact them.





# Communications

- School web page [www.chijourladyofthenativity.moe.edu.sg](http://www.chijourladyofthenativity.moe.edu.sg)
- School Organiser
- OLN Connect (monthly newsletter)
- Email Form Teacher (refer to school website for email address)
- Call General Office (Tel : 6385 2455)
- Tok Tok app - please download the mobile app from 15 Dec. onwards(<https://chijourladyofthenativity.moe.edu.sg/information-for-parents/messaging-system/tok-tok>)
- Parents Gateway (MOE mobile app for official communications consent forms, travel declaration etc.)





# Overview of Mobile Apps



## Parents Gateway (PG)

Parents receive **announcements, letters, consent forms**, make **travel declaration** etc. Hardcopies will not be disseminated to parents.

Parents give consent for participation in class/school activities.

Only **parents** and **authorised caregivers** or **legal guardians with Singpass** can access this.

Developed by the Ministry of Education (MOE) and used by all MOE schools since 2019.



## Tok-Tok!

(parents should download the app [only from 15 Dec 2022 onwards](#).)

Allows for 1 / 2 way-communication between teachers and parents. Usually for class /level matters (**similar to WhatsApp**)

Provides timely feedback

Parents can access app via a password

Developed by a vendor (Hello Technology)






# IJ OLN SOCIAL MEDIA PLATFORMS



facebook.com/chijoln.official



@chijoln.official





# WE ARE HERE TO SUPPORT YOU!



## Parent Kit

[www.moe.gov.sg/parentkit](http://www.moe.gov.sg/parentkit)

Each Parent Kit issue contains bite-sized actionable tips with supporting resources for parents to help them support their child in their education journey.

Parent Kit



**SCHOOLBAG**  
THE EDUCATION NEWS SITE

## Schoolbag.edu.sg

[www.schoolbag.edu.sg](http://www.schoolbag.edu.sg)

Through articles and multimedia content, Schoolbag provide parents and general public with information and insights related to education, tips for parent involvement and features on programmes.

**CHIJ Our Lady of the Nativity**

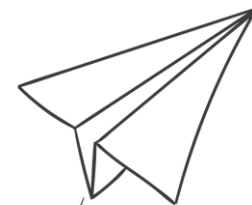
*Simple in Virtue, Steadfast in Duty*





# Year-end Travel Declaration

- To ensure schools continue to be healthy and safe environments for all, parents/guardians are required to make a travel declaration via Parents Gateway (PG). This is only applicable if your child/ward intends to travel for the year-end holidays.
- A nil return is appreciated.
- Please submit your child's travel declaration from 15 December 2022 onwards.







# Join our Parent Support Group

***Fill up the form on the school website.***





**THANK YOU!**  
**See you on 3 Jan!**

Whatever your task, work heartily, as serving the  
Lord and not men. Colossians 3:23

